

PCI Bus Expansion Chassis  
Short size,4-Slots  
ECH-PCI-CE2-H4A



\* Specifications, color and design of the products are subject to change without notice.

Features

PCI (5V/32bit 33MHz) bus slots can be added to your PC.  
PCI (5V/32bit 33MHz) bus slots can be added to your PC.  
ECH-PCI-CE2-H4A : PCI bus slots (x 4) can be added.  
This expansion chassis is connected to a PC using an optional expansion adapter.

Short-type PCI bus boards can be connected.  
You can connect short-type [176.5 (L) x 107 (H) mm] PCI bus boards.  
ECH-PCI-CE2-H4A : PCI bus boards (x 4) can be added.

ON/OFF control of the chassis can be linked to that of your PC.  
You can link the ON/OFF control of the expansion chassis to that of your PC.

Steel chassis with cooling fan  
Steel chassis with cooling fan suitable for use in fields

Rack-mountable  
Rack-mountable with supplied brackets

Expansion adapter (Option)

Expansion Adapter for Express Card Slot : EAD-CE-EC  
Expansion Adapter for PCI Express Slot : EAD-CE-LPE

Check the CONTEC's Web site for more information on these expansion adapters.

Combinations of Expansion Adapters and Expansion Chassis

The expansion adapters and expansion chassis can be used in the following combinations:

Expansion adapter	Expansion chassis ECH-PCI-CE								
	-H2B	-H2C	-F2B	-H4B	-F4B	-H4D	-H4A	-H7A	-H13A
EAD-CE-EC	○	○	○	○	○	○	○	×	×
EAD-CE-LPE	○	○	○	○	○	○	○	○	○

Expansion adapter	Expansion chassis ECH-PCI-CE2		Expansion chassis ECH-PE-CE			Expansion chassis ECH-PE-CE2
	-H4A	-H7A	-H2B	-F2B	-F4A	-F4A
EAD-CE-EC	○	×	○	○	×	×
EAD-CE-LPE	○	○	○	○	○	○

This product is an expansion chassis that adds PCI bus slots of PC.

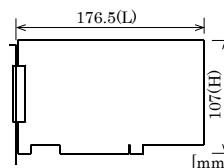
Connecting an optional expansion adapter [EAD-CE-LPE, EAD-CE-EC] can add PCI bus slots to the PC. Mountable board is short-type PCI bus board (176.5(L) x 107(H) mm). You can link the ON/OFF control of the chassis to that of your PC.

Specifications

Item	ECH-PCI-CE2-H4A	
Compatible bus	PCI Local Bus Specification Rev2.3 (+5V type)	
Address space	32-bit memory address, I/O address	
Interrupt level	INTA - INTD	
Bus operating clock	33MHz (Max)	
Number of user-available slots	4 slots (short size)	
Acceptable board sizes (mm)	176.5(L) x 107(H)	
Power supply		
Expansion slot supplied power (The output current must not exceed the value on the right.)	+5VDC	11.3A (Max)
	+3.3VDC	6A (Max)
	+12VDC	3A (Max)
	-12VDC	0.5A (Max)
Maximum total power capacity	130W	
AC input line voltage *1	100-240VAC	
AC line frequency	50 / 60Hz	
AC power input current	3A (100VAC) / 1.5A (240VAC)	
Physical dimensions (mm)	210.0(W) x 138.0(H) x 235.0(L) (No fittings)	
Weight	3.5 kg	
AC cable	2.5m 3P	

\*1 AC input line voltage range: 90 - 264VAC

Outside dimensions of acceptable board (Max.)

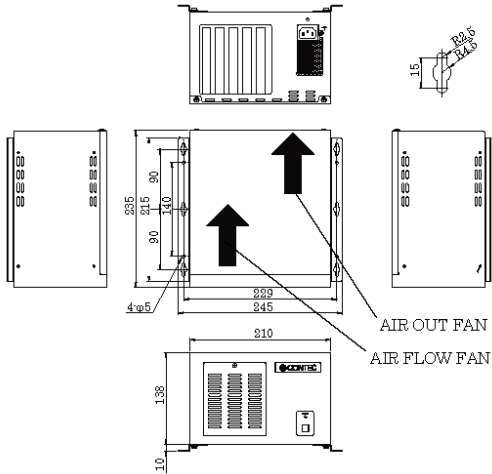


Environmental specifications

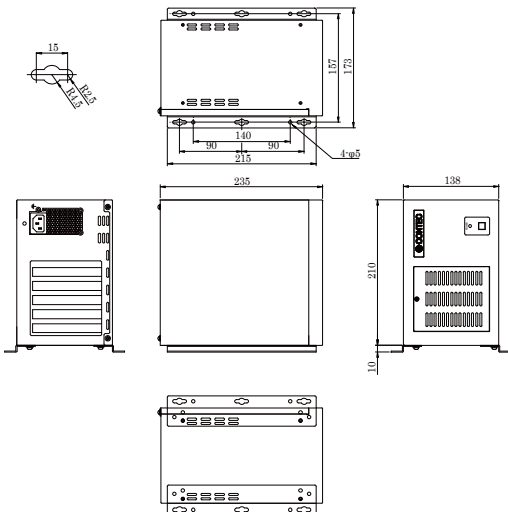
Item	Specification
Operating temperature	0 - 50°C
Operating humidity	20 - 80%RH (No condensation)
Storage temperature	0 - 60°C
Storage humidity	10 - 90%RH (No condensation)
Floating dust particles	Not to be excessive
Corrosive gases	None
Standard	VCCI Class A, CE Marking (EMC Directive Class A, Low Voltage Directive, RoHS Directive)

## Physical Dimensions

### Horizontally placed



### Vertically placed



#### CAUTION

- When using this chassis, keep it at least 20mm away from any object such as the wall for cooling purposes.
- Attaching rubber feet to the chassis makes it 3.6mm taller.
- When you placed this product vertically, the brackets must be used.

## Packing List

- Expansion chassis [ECH-PCI-CE2-H4A] ...1
- Power cable ...1
- Slot cover ...4
- Board fixed screw ...4
- Rubber feet ...4
- First step guide ...1
- Bracket fixed screw for rack-mounted ...4
- Bracket for rack-mounted ...2
- Warranty Certificate ...1
- Serial No. Label ...1

## Restrictions

This product is used in a combination with the optional expansion adapter. The following restrictions apply to the situation when the expansion adapter is connected to the expansion chassis.

This product has restrictions on the types of PCs and boards that can be used. Be sure to check the following restrictions before use.

#### < Restrictions of PC >

This product use the PCI-to-PCI Bridge to extend the bus.

The PCI boards plugged in PCI slots in this product is recognized if the PCI-to-PCI bridge is recognized by the BIOS in the PC used. Ask the PC vendor for whether the BIOS recognizes the PCI-to-PCI bridge.

#### < Restrictions on transfer rate >

When the expansion chassis accommodates a board that performs high-speed transfer such as bus mastering, the overall transfer rate may be lower than that of PCI bus slots in the main unit of a desktop PC.

This is caused by bus extension by the PCI-to-PCI Bridge.

The transfer rate may vary with the system configuration and the type of the PC.

#### < Restrictions of PCI board >

None of the following boards can be plugged into any expansion slot in this product.

- Video display board (VGA board)
- Board to connect a PCI bus expansion chassis
- Board explicitly stated not to be used with the PCI-to-PCI Bridge

Some boards, even PCI bus-compliant ones, may not work depending on their specifications

## Difference from ECH-PCI-CE-H4A/H7A

This product is a successor of the previous model ECH-PCI-CE-H4A/H7A. So you can use the same operating procedures as ECH-PCI-CE-H4A/H7A.

	ECH-PCI-CE-H4A, ECH-PCI-CE-H7A		ECH-PCI-CE2-H4A, ECH-PCI-CE2-H7A	
Expansion slot supplied power	-12VDC	0.7A (Max.)	-12VDC	0.5A (Max.)
AC inlet location				